



More information on the website
radwag.com/en/info,w1,1P8


C315.4.300.C6 Platform Scale



The drawings, photos and graphics used are for illustrative purposes only.


Functions


 Plus/Minus Control


 Percent Weighing

 Totalizing


 Parts counting

 Internal battery

 Peak hold

 Newton unit measurement

 GLP Procedures

 Animal weighing

 ALIBI Memory

Datasheet

Metrological parameters	
Maximum capacity [Max]	300 kg
Minimum load	2 kg
Readability [d]	0.1 kg
Tare range	-300 kg
Max readability for non-verified scale	20 g
OIML Class	III

Physical parameters	
Display	LCD (backlit)
Weighing pan dimensions	800×800 mm
Weighing platform height	116 ±6 mm
Packaging dimensions	900×900×500 mm
Scale mass with indicator	55 kg
Cable length	3 m
Construction	
Protection class	IP 65 construction, IP 43 indicator
Communication interface	
Communication interface	RS232
Optional interfaces	RS232
Electrical parameters	
Power supply	100 – 240 V AC 50/60 Hz and battery
Power consumption max.	5 W
Operation time on batteries	max 8h
Environmental conditions	
Operating temperature	-10 ÷ +40 °C
Relative humidity	10% ÷ 85% RH no condensation



Extra payment for verification



Accessories

Power Adapters
 RS 232 cables (scale - printer)
 Stands, wall mounting kits and mounting brackets
 Cigarette lighter receptacle power supply cables
 Displays
 Frame for embedded scales
 Ramps
 Displays

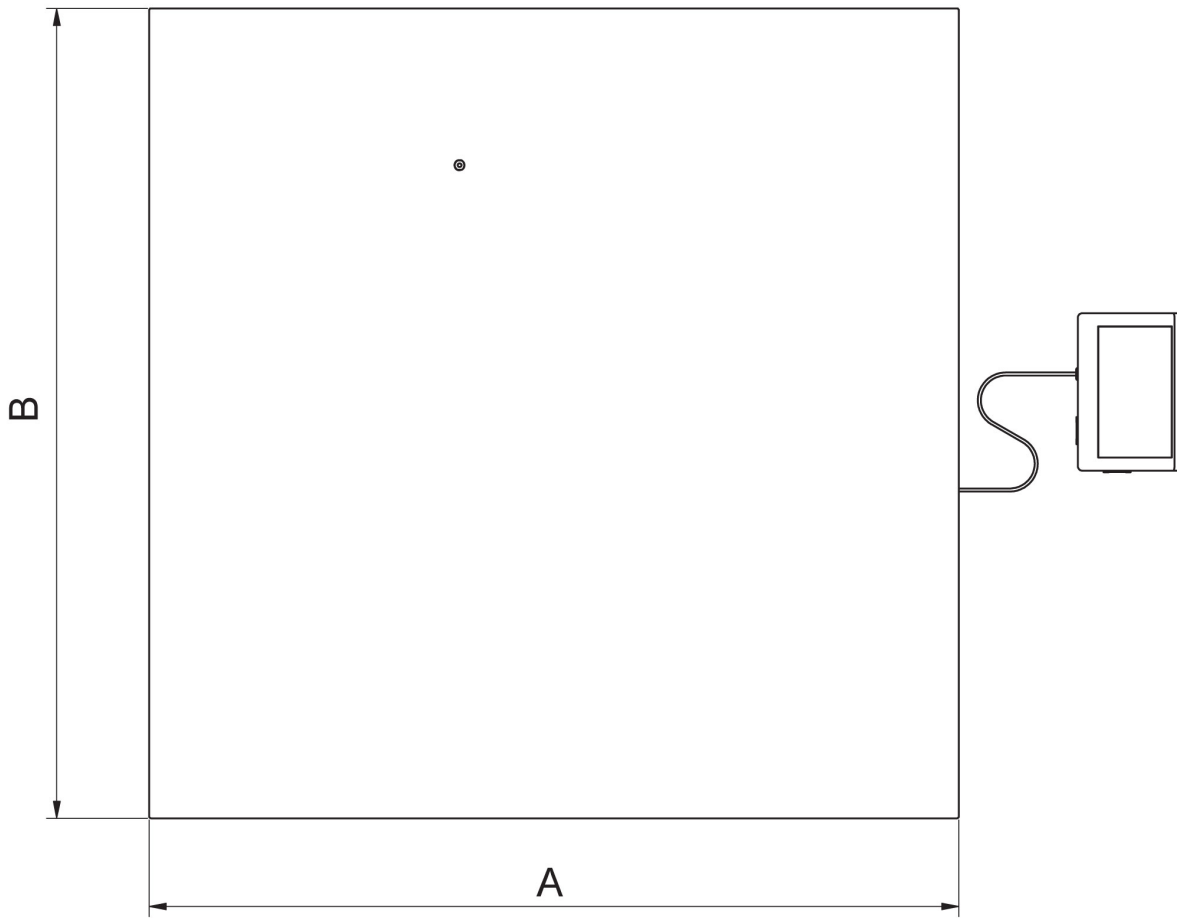
RS 232, RS 485 cables
 RS 232 – Ethernet Converter
 AP2-1 Current Loop Unit
 RS 232, RS 485 cables
 RS 232 – USB Converter
 RS 232 cables (scale - printer)
 RS 232 – RS 485 Converter
 Receipt Printer

Software

- RAD Key [WX-010-0005]
- R-Lab [WX-010-0080]

- R-Panel [WX-010-0187]
- Scale Editor 2.1 [WX-010-0173]

Device dimensions



	A	B	H
C6	800	800	120 ±10
C7	1000	1000	120 ±10
C8	1200	1200	120 ±10
C8/9	1200	1500	120 ±10
C9	1500	1500	120 ±10
6000.C9	1500	1500	160 ±10